

AL IMAN COLLEGE

School No. 2103



2016 Annual Report



20-40 Rees Road, Melton South, VIC 3338

Website: www.aliman.vic.edu.au | Email: info@aliman.vic.edu.au

About Our College

College Context

Al Iman College is located in Melton South. Al Iman College commenced its operation officially in February 2016 with only 42 students. Our enrolments grew to 84 within a very short time.

Our vision is to inspire our students to achieve academic excellence and build best character to fulfil human purpose and responsibilities.

Our mission is to educate our students according to the teachings of the Quran and the life style of our Prophet Mohammad (May Allah honour him and grant him peace) in addition to the pursuit of academic excellence and social responsibility.

Our objective is to:

- Provide quality up-to-date Australian education Standards in line with Islamic values
- Provide a nurturing and inclusive Islamic environment conducive to social and emotional growth
- Emphasize the importance of character building as well as academic personal best
- Challenge students intellectually, spiritually and physically with extensive opportunities to develop to their full potential
- Prepare students for positive contribution to the wider community
- Provide our students with a safe learning environment inside and outside of the College hours as the safety of our students is a top priority for Al Iman College.

Students	
Total enrolments	84
Girls	34
Boys	50
Full-time equivalent enrolments	84
Indigenous students	1%
Language background other than English	100%

Curriculum Framework implemented in 2016

Al Iman College is committed to providing a rigorous national approach to education through the Australian Curriculum. The curriculum has been developed to incorporate the best of all learning approaches through a balanced program that provides for meaningful, significant and challenging experiences for our students.



Engagement

Being our first year, there was a strong focus on building community confidence and the nurturing of the home/college partnership with a range of parent engagement activities, information and opportunities for involvement in their child’s learning.

Student engagement in their learning was evident across the college and this was supported by student focus groups and a range of college based feedback surveys completed by students at all levels across the college.

Feedback from the parent opinion surveys show many of the indicators significantly above state means.

The college staff survey endorses the view that there is a strong and positive, student-focused college culture being built at Al Iman College.

In 2016 our college recorded an absence rate similar to that of “like school”.

The college continues to regularly promote attendance and punctuality as a vital ingredient for college success. This is actioned through the termly newsletter, reminder messages and phone calls to the parents and at assemblies.

Overall, 2016 was a significant year for engagement with our school community. Our highly dedicated staff, a strong curriculum and excellent facilities all combined to build community confidence, overall satisfaction and engagement levels with our parents and community.

Staff Qualifications

All the teaching staff employed at Al Iman College are registered in accordance with the requirements of Victorian Institute of Teaching (VIT).

Our teaching staff members’ qualifications include Graduate Diploma of Education, Masters and PhD.

Staff Structure

Teaching staff	9
Non-teaching staff	8
Total	17

Student attendance rate

All students 95%

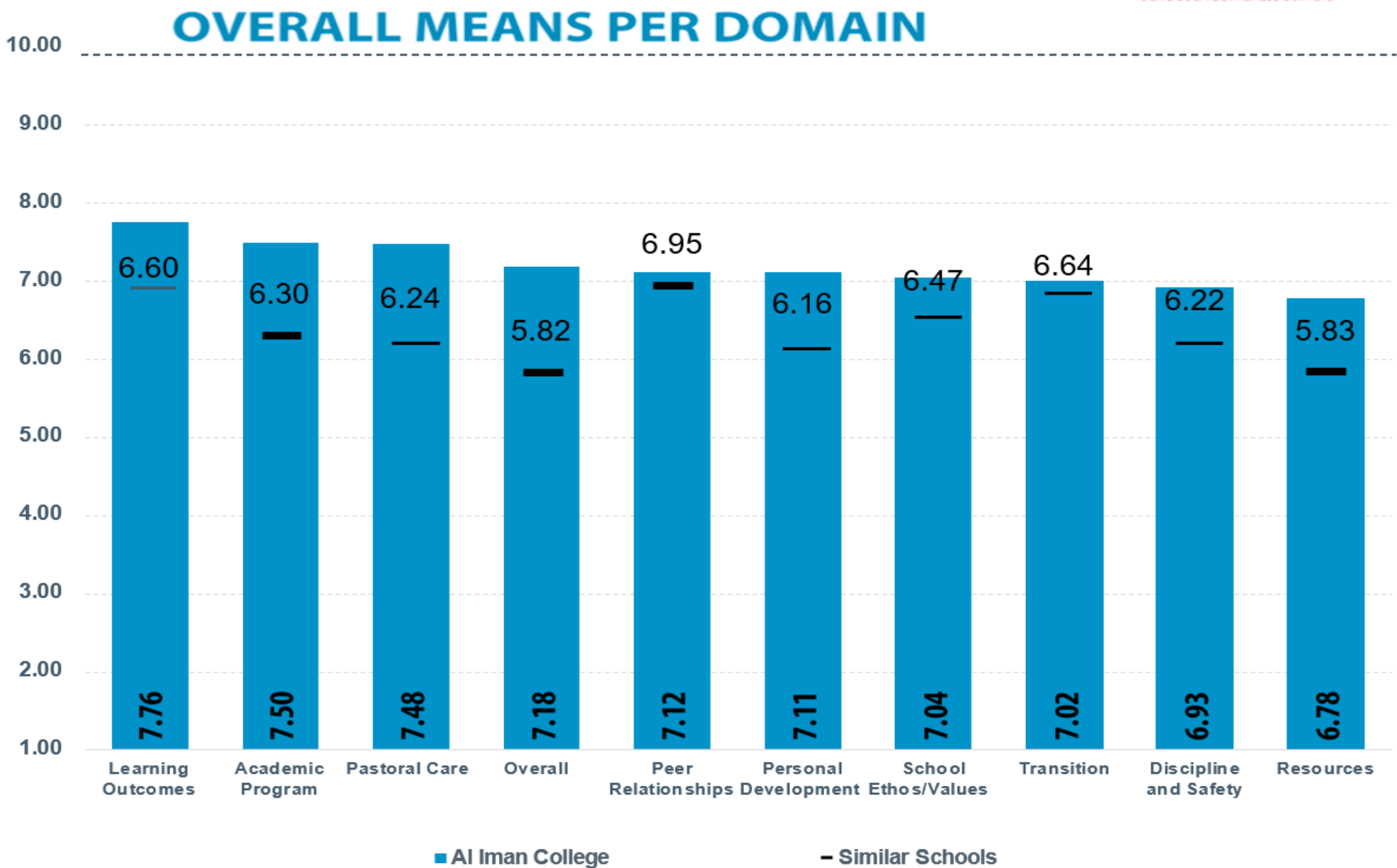
NAPLAN Results

Percentage of student **AT** or **ABOVE** the National Minimum Standard

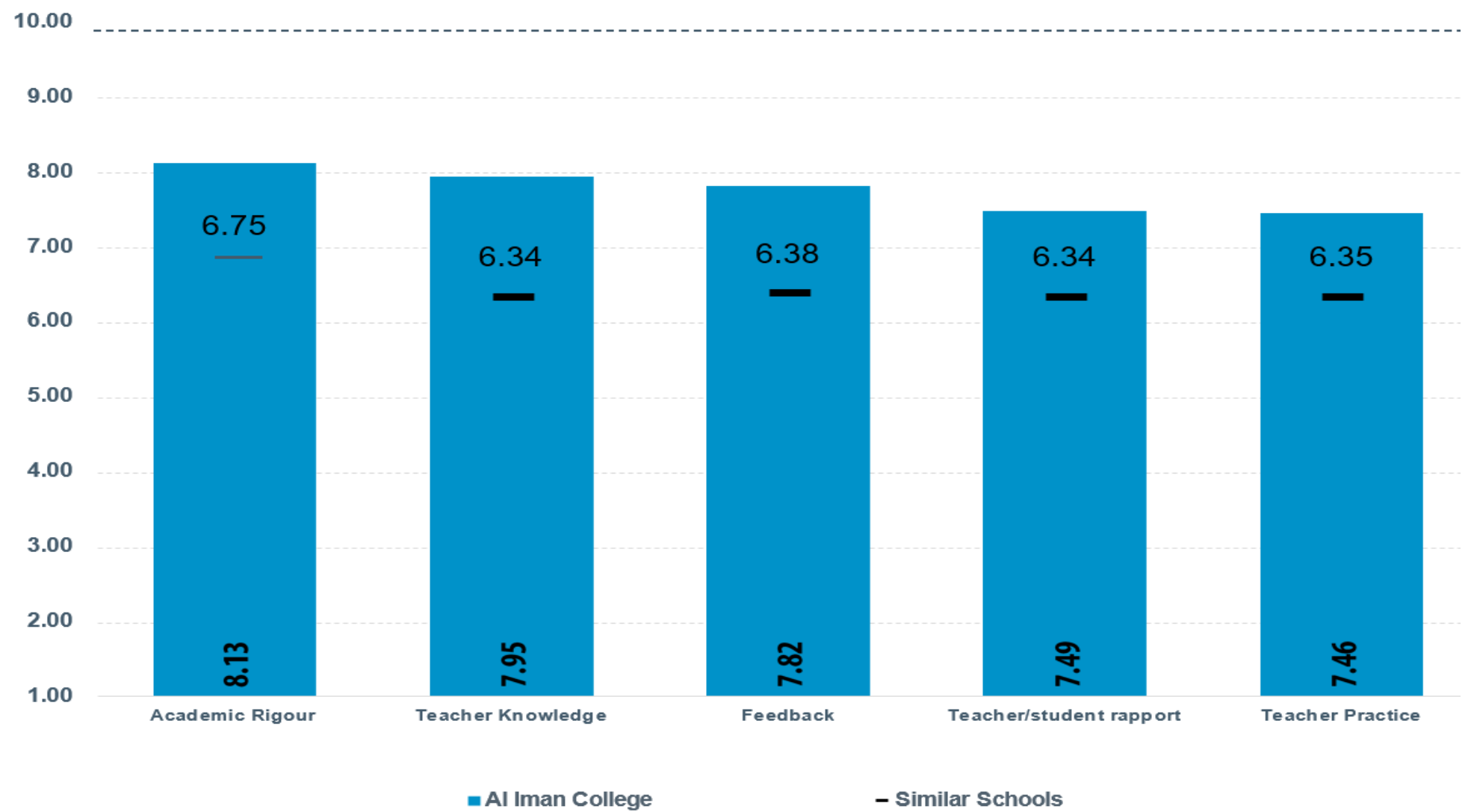
	Reading	Writing	Spelling	Grammar & Punctuation	Numeracy
3	100%	100%	100%	100%	100%
5	100%	80%	100%	100%	100%

Student Satisfaction Survey

Survey shows that our students' level of satisfaction in general and in terms of quality of teaching is higher than statistically similar schools.;



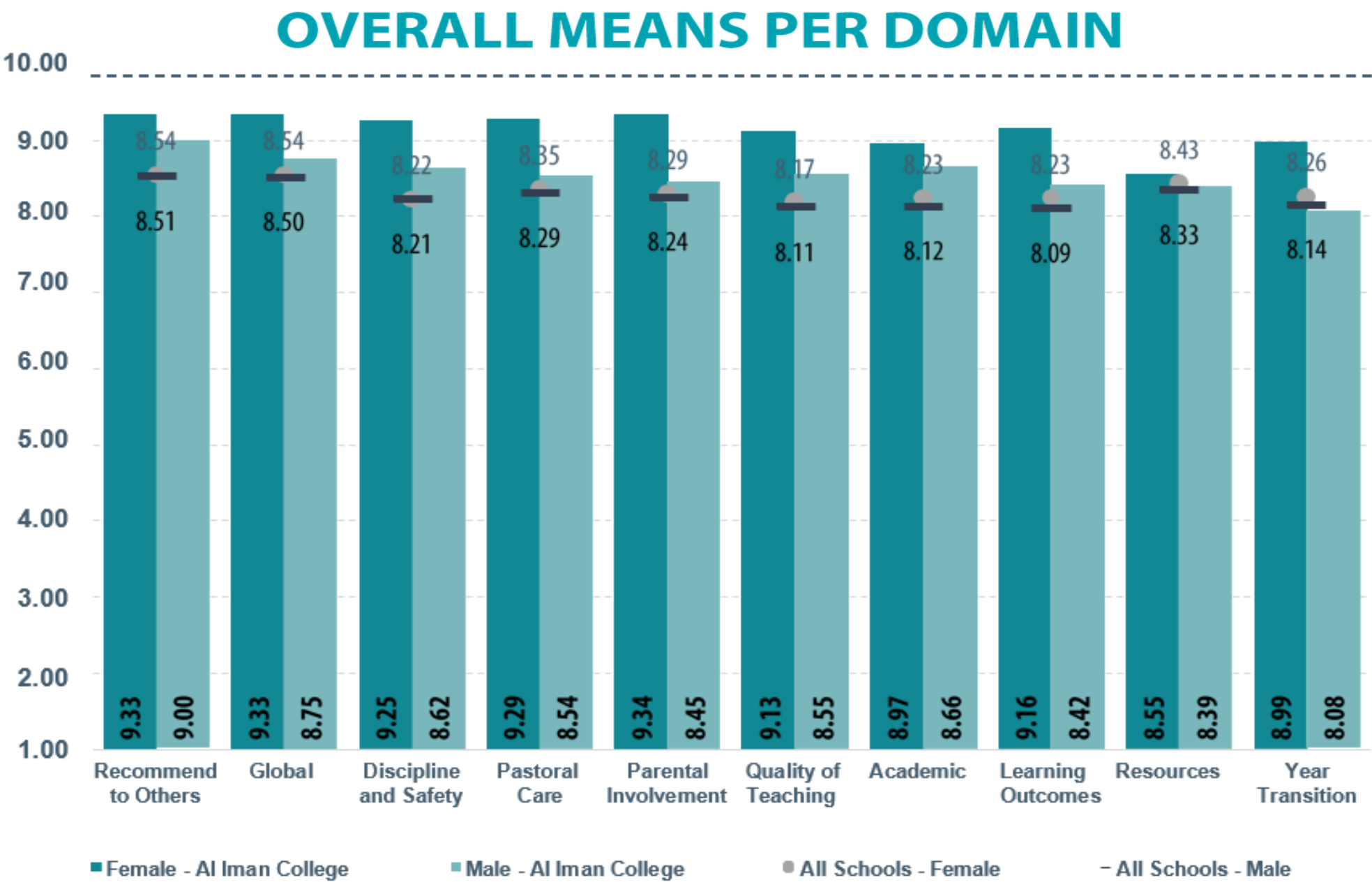
Displays **General Satisfaction** per domain at **Al Iman College** compared to statistically similar schools.



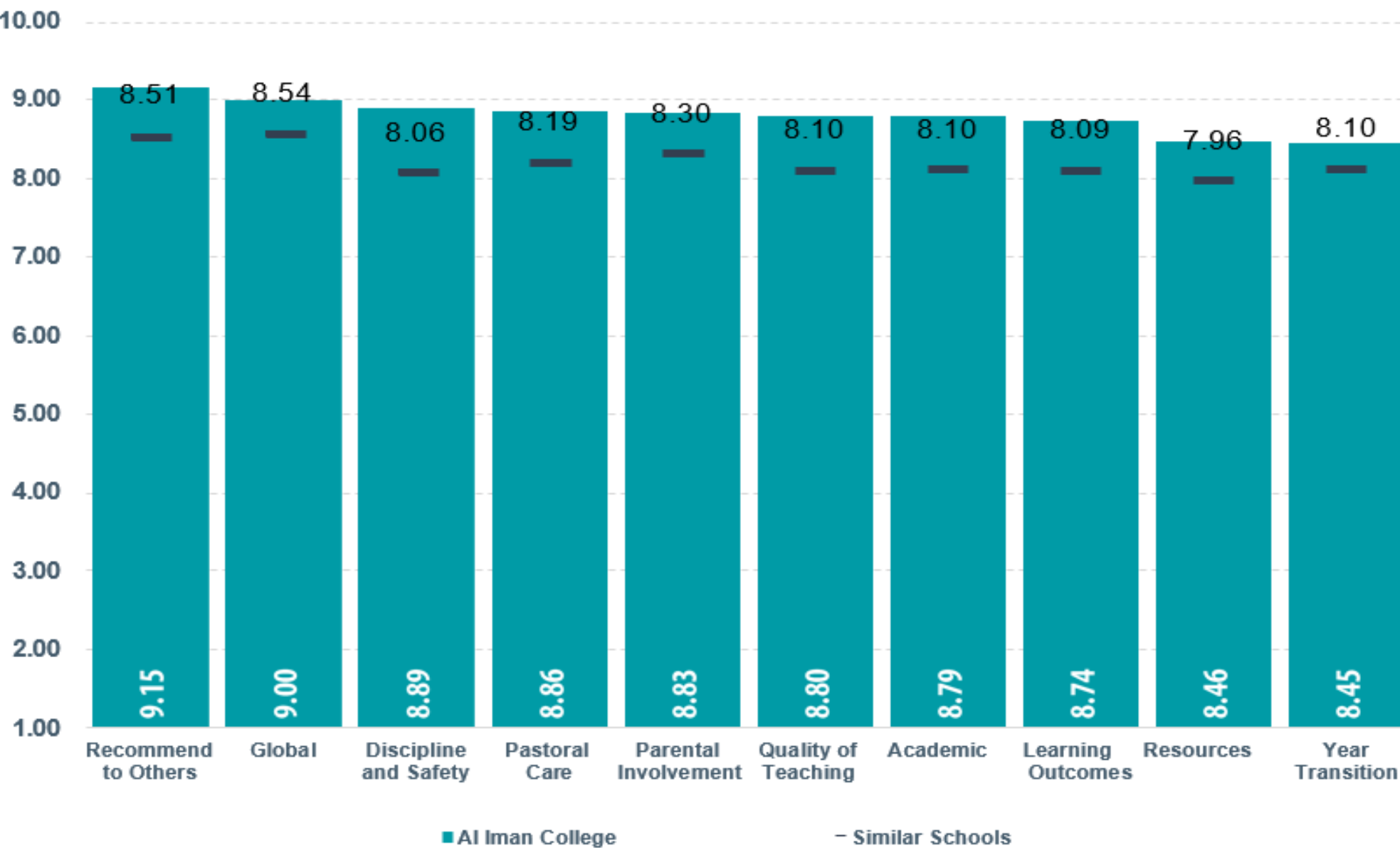
Displays overall parent satisfaction per domain for **Al Iman College** compared to statistically similar schools.

Parent Satisfaction Survey

Survey shows that our parents’ level of satisfaction is higher than statistically similar schools.



Displays overall parent satisfaction per domain for **Al Iman College** compared to the ISV benchmark.



Displays overall parent satisfaction per domain for **Al Iman College** compared to statistically similar schools.

COMPREHENSIVE INCOME STATEMENT SUMMARY

Gross Income	
a Government grants	\$1,436,696.00
b Donation and bequests	\$ 0.00
c All other revenue	\$251,900.00
d Total revenue (a+b+c)	\$1,688,596.00
e Other income (for example: gains)	\$ 0.00
f Total gross income (d+e)	\$1,688,596.00

Expenses	
g Employee expenses	\$1,234,674.00
h Interest expenses	\$0.00
i Grants and donations made for use in Australia	\$ 0.00
j Grants and donations made for use outside Australia	\$ 0.00
k All other expenses	\$725,310.00
l Total expenses (g+h+i+j+k)	\$1,959,984.00
m Net surplus/deficit (f-l)	-\$271,388.00
n Other comprehensive income (if applicable)	\$ 0.00
o Total comprehensive income (m+n)	-\$271,388.00