

## AL IMAN COLLEGE – EARLY LEARNING CENTRE TERM 1 2025 NEWSLETTER

Assalamu Alaikum Warahmatullahi Wabarakatuhu,  
Respected Parent(s)/Guardian(s),

Welcome to our first newsletter of 2025! We warmly welcome all our new families joining Al Iman College Early Learning Centre (AIC ELC) and a heartfelt welcome back to our returning families. We've had an enriching start to the year with children exploring diverse cultural celebrations and important community events.

Our young learners have engaged in significant observances this term, including Clean Up Australia Day, World Hijab Day, International Mother Language Day, and Harmony Day. A special focus has been our exploration of Ramadan, learning about its spiritual significance, traditions, and values of compassion and community.

We're excited to share that our egg hatching project was a tremendous success this term! Alhamdulillah, we were blessed with 11 healthy chicks. The children were captivated as they observed the hatching process, learning about life cycles, caring for living creatures, and developing responsibility and empathy through this hands-on experience.

We look forward to continuing our collaborative journey with all our families throughout 2025, building on these meaningful learning experiences together.

We wish you a happy holiday, and In Sha Allah, we look forward to welcoming everyone back in Term 2, where we will continue to learn and grow together.

JazakAllah Khairan

Sr Noor Illyaas and AIC ELC Team  
(Sr Iram Mehmood, Sr Reham Mohamed,  
Sr Saman Tahir, Sr Fatema ElSabsabi, Sr Fadwa Benchaou,  
Sr Farhana Shahid, Sr Naima Fadil, Sr Sidra Hassan,  
Sr Heena Pathan, Sr Ayesha Mohammadi)

### IMPORTANT DATES

Please be informed that Al Iman College Early Learning Centre will be **closed for Term 1, 2025, from Monday, 7<sup>th</sup> April till Monday 21<sup>st</sup> April 2025.**

Please find below the **last day for term 1, 2025**, for kindergarten groups and LDC:

- Kinder groups A and C - Wednesday, 26th March 2025
- Kinder groups B and D - Thursday, 3<sup>rd</sup> April 2025
- Kinder groups E and F - Friday, 4<sup>th</sup> April 2025
- LDC - Friday, 11<sup>th</sup> April 2025

Below are the Term 2 start dates for kindergarten groups and LDC:

- Kinder groups A and C - Wednesday, 23rd April 2025
- Kinder groups B and D - Tuesday, 22nd April 2025
- Kinder groups E and F - Friday, 2<sup>nd</sup> May 2025
- LDC - Tuesday, 22nd April 2025



To all our Al Iman College Early Learning Centre families, we wish you a joyous Eid Ul Fitr! As the blessed month of Ramadan concludes—a time of fasting, reflection, and spiritual growth—we hope your Eid celebrations are filled with peace, happiness, and precious moments with loved ones. May this special occasion bring you abundant blessings and joy.

From all Staff at Al Iman College ELC



### Key dates for term 2

**Special dates to remember during Term 2 for kindergarten (4yr old) groups:**



#### **Thingle Toodle Road Safety Education- Starting Out Safely Incursion:**

- Kinder groups B and D - Tuesday, 3<sup>rd</sup> June 2025 (9.30am to 10.30 am)
- Kinder groups A and C - Wednesday, 4<sup>th</sup> June 2025 (9.30 am to 10.30 am)



#### **Exploring Precious Water Incursion by Greater Western Water Education Program:**

- Kinder groups A and C - Wednesday, 11th June 2025
- Kinder groups B and D - Thursday, 29th May 2025

# Kindergarten Group A

Teacher: Sr Fatema ElSabsabi


## Celebrating the kindergarten group A's dedication to Growth and Joy!

This term has been filled with enriching experiences, laughter, and beautiful moments of learning. We truly love getting to know your children, sharing in their curiosity, and watching them grow in confidence. It has been a joy to see them form friendships, explore new ideas, and embrace the fun of kindergarten. May Allah (SWT) bless the rest of the year with happiness, learning, and many more special memories ahead. We look forward to another wonderful term together.

Sr Fatema ElSabsabi, Sr Naima Fadil and Sr Farhana Shahid

## Ramadan Activities Group A

To celebrate Ramadan, we set up a special Ramadan display in the front foyer. Each day, children would pick a paper date, read the good deed written on it, and then mark it on our Ramadan calendar. This encouraged them to reflect on acts of kindness and generosity throughout the month.



The children also made Ramadan cards for their friends and family, using a variety of craft materials to decorate them with care and creativity. One of the highlights was making beautiful lanterns to take home—this was a special request from the children themselves.

To deepen their understanding, we had class discussions on why we observe Ramadan and how we can be kind to others. We also watched an age-appropriate video about Ramadan, helping children connect with the meaning of this special time in a way that was simple and engaging.







## Kindergarten Group A's Learning Journey for Term 1, 2025

Kindergarten Group A embarked on an exciting learning journey filled with hands-on experiences and engaging activities this term. Our key focus was to help children feel comfortable in their kinder environment while fostering curiosity, creativity, and a sense of identity.

One of the highlights was our egg incubation project. The children were introduced to an incubator and learned how it helps eggs hatch. We created an egg-hatching calendar to track the days and visited the eggs daily to observe changes. After learning about the life cycle of a chicken, the children brought their knowledge to life by making their chicken craft using realistic feathers, glue, and paper, reinforcing their understanding in a fun, hands-on way.



As part of our seasonal learning, we explored autumn by reading a book that explained why leaves change colour. We brought in a variety of leaves for the children to feel, touch, observe, and play with. The highlight of this activity was the pure joy of throwing the leaves into the air and making a big, fun mess! This hands-on experience helped children connect with nature and understand seasonal changes engagingly.



We also supported social and emotional development through “get to know you” games. One of the favourites was an interactive pretend interview with Milo the Monkey, where children answered fun questions to help their friends learn more about them.



## International Mother Language Day

To celebrate International Mother Language Day, we gathered in a circle and laid out different flags representing the cultural backgrounds of our children. Each child had the chance to find their flag and say a word or phrase in their home language. For those who needed help, we supported them in expressing something familiar. This activity encouraged children to recognise and take pride in their heritage while fostering a sense of belonging.





## Clean Up Australia Day

For Clean Up Australia Day, Kindergarten Group A had a group discussion about why it is important to keep Australia and our environment clean. We watched a read-along book on the overhead, making the concept easy to understand. Afterwards, we spoke about how cleanliness is important both in taking care of the Earth and in Islam. The children shared their own ideas on how they could help keep their surroundings tidy and participated in cleaning up their kinder space.



## Kindergarten Group B & F

Teacher: Sr Reham Mohamed

### Who lives in my house Group B

This activity emphasized the importance of family while sharing their stories. The children developed a sense of identity and community within our room while learning about themselves and their peers, sharing stories, and drawing their families and friends.



## What do you want to be when you grow up? Group B

Children were learning about our community helpers, and they were encouraged to guess what jobs were in the pictures and how they were helping us. Everyone was able to identify each job through our group discussion and relate it to one of their families and friends.



## The Great Egg Hatching Adventure Group B

Excitement filled the air in our kindergarten as the children eagerly watched the incubator, where a special surprise awaited us. Since the first week of March, we had received a dozen fertile eggs from one of our kindergarten families. The children took on the responsibility of caring for this batch of eggs and observed them closely for almost 21 days, eagerly anticipating the moment we had all been waiting for—hatching day on March 27th!



On that special day, the children gathered around the incubator, their eyes wide with anticipation as they watched the eggs rolling and cracking one by one. Throughout the first day, 7 of the little chicks made their grand entrance, breaking free from their shells with tiny peeps and fluffs of downy feathers.

We carefully gathered the fluffy chicks and placed them into a spacious container that is fitted with heat light with soft bedding, food, and water. As the children watched, the little chicks began exploring their new home, pecking at the food and fluttering around, which brought delighted smiles all around.



The children were also fascinated by a video we watched about how hens lay their eggs and seeing the hatching process. This sparked their imaginations and led to a flurry of creativity as they crafted their own eggs while sharing stories about their favourite colours and what they imagined their chicks would look like. There was a particularly engaging moment when the children began wondering what colour the next chick would be as it hatched, showcasing their curiosity and excitement about the wonderful world of nature.







## Hijab Day

The Hijab Day activities successfully engaged the children in learning about the significance of the hijab. The hands-on experience of wearing hijabs and creating crowns fostered a sense of pride, unity and modesty among the children. The event not only educated them about Islamic practices but also encouraged respect and appreciation for diversity. The enthusiasm displayed by children indicated that they embraced the learning of the day, eager to share their knowledge with their peers and families.

## Hijab Day with Group B



## Hijab Day with Group F



## Hijab Day with Group E



### Sorting out balls Group F

Children participated in an engaging activity using coloured balls to enhance their colour sorting skills. They contributed to creating a safe play environment by assisting the teachers in setting up the ramp, which encouraged collaborative play and problem-solving among them.



### Caring for our nature Group F

This term, the children showed a strong interest in outdoor play, focusing on how to care for the environment. By filling and pouring water, they practiced their fine motor skills and physical coordination. Children learnt about the importance of using recycled water from the rainwater tank. As they repeatedly watered the plants, they also demonstrated teamwork and enjoyed a sense of accomplishment working together in the garden. Children learned about planting seasonal seeds and watched them grow.





# Kindergarten Group C & D

Teacher: Sr Saman Tahir

## Building a Masjid Project and Peaceful Practices

As we prepared for Ramadan, the children shared their excitement about going to the masjid, which inspired the idea of creating our own masjid in the classroom. Together, we transformed a recycled cardboard box into a beautiful masjid, with the children selecting colors and adding glitter to make it special. The masjid became a peaceful place where we gathered to do duas and Zikr daily. As Ramadan approached, the children's enthusiasm grew, leading to another creative project where they explored a new painting technique using cardboard to scrape paint, creating a textured masterpiece. This was then cut into moon and star shapes, further connecting their learning to the themes of Ramadan.



This term, the children learned about the name of Allah, Al-Khaliq, the Creator. Each day, we gathered in the masjid the children had made, reciting duas and reflecting on how Allah has created everything. The children shared their thoughts, which were beautifully transformed into drawings of Allah's creations. displayed these drawings alongside the name "Al-Khaliq" to help the children connect with the concept. The artifacts they created serve as a reminder of the lesson, reinforcing the idea of Allah as the Creator in a meaningful and personal way for the children.



## Exploring Names, Numbers and Shapes: A Fun Learning Journey

Over the course of this term, the children had fun and engaging opportunities to recognize and write their names. Through various activities, such as circling their names on butcher paper, and stamping their names, the children became more familiar with their own identities. They explored foam alphabets and practiced writing using different materials like markers, pencils, paints, and chalk, making learning enjoyable and creative. The children enjoyed writing their names with crayons and decorating them with sequins, glitter, and other art materials. through art, making learning both fun and meaningful. It also helped strengthen their fine motor skills and gave them a sense of pride in their work. The children had a fantastic time exploring numeracy this term through interactive and engaging activities. They learned about numbers and shapes in a fun and hands-on way, which helped them develop a deeper understanding of these concepts.



## Exploring Colours: A Journey of Mixing Experimenting

This term, the children had a fantastic time exploring the world of colours through various painting and mixing experiments. Using different techniques, such as scraping recycled cardboard on paper and mixing watercolors, they had the opportunity to experiment with colour combinations and observe the results. The children were excited to see how mixing two colours created a new one, and they eagerly experimented with water and watercolor paints to further explore these transformations. Through these hands-on activities, the children developed a deeper understanding of colour mixing and the exciting possibilities that arise when different colours come together. Their curiosity and enthusiasm made the learning process both fun and meaningful.







## Autumn Wonders: Exploring Change, Creation and the Power of Al-Khaliq



As autumn arrived, the children had the opportunity to learn about the changing colours of the leaves, a perfect time to reflect on Allah's name, Al-Khaliq, the Creator. The children eagerly collected leaves and used magnifying glasses to observe the different colours and changes, noticing how some leaves were still green while others were transitioning to vibrant autumn hues. We read a book about the seasons, which deepened their understanding of how leaves change and fall, only to grow again in the spring. The children then expressed their learning through art, painting with leaves,

pasting them, and drawing with autumn colours. They also collected seeds outdoors and had fun experimenting with them in the playdough and sticking them onto paper. These activities not only engaged their senses but also provided a meaningful opportunity to connect the natural world with the lesson of Allah's power to give life, reminding the children that just as the leaves grow and change, we too will be brought to life again on the Day of Judgment.





## An Exciting Journey: Learning through Egg Hatching

The egg hatching experience has been an incredibly enriching and exciting journey for the children, offering a unique opportunity for observation, learning, and engagement. With the generosity of a kindergarten family who donated a dozen fertile eggs as participation in children's learning, the incubator in the foyer became a focal point where children eagerly watched the progress of the hatching eggs each day. The egg hatching calendar, where children could count and colour the eggs daily, helped them develop their number recognition and fine motor skills. By reading books, watching videos, and interacting with posters, the children deepened their understanding of the hatching process. Through this hands-on experience, the children learned about the stages of life, the concept of growth, and the changes that occur in living things. The egg hatching craft further allowed them to express their newfound knowledge in a creative way. This journey not only captivated their imaginations but also supported their learning in areas such as counting, scientific observation, and the development of curiosity, contributing to their cognitive and emotional growth.





## Harmony Week

Harmony Day takes place in Australia on the 21st of March every year. It is a day to celebrate all the different cultures in Australia. It is also an opportunity to pay tribute to the original inhabitants of the country, the Indigenous Australians. This year's theme, 'Embrace the Journey, Shape Our Future,' reminds us that by sharing our stories, we contribute to shaping a future that is inclusive, vibrant, and rich in culture." The whole center joined to celebrate Harmony Day in their own unique way.

On Harmony Day, our room engaged in meaningful discussions about the languages we speak at home and the countries we identify with. The children shared their unique languages, and while some were able to clearly identify the countries their families belong to, others enjoyed discovering more about their heritage. To further connect the children to their cultural identities, we incorporated a creative activity where they painted their flags on their hands and then transferred the prints onto paper. This allowed the children to visually express their backgrounds. The next step involved asking each child to share more about themselves, such as details about their family, interests, favourite foods, and toys. After the activity, the children made a poster by pasting a sequence and a paper collage we added handprints and hung it in the room. This activity not only fostered a sense of belonging and pride but also encouraged the children to appreciate and celebrate the diversity of experiences within the group. Through the shared moments, the children learned about each other's cultures and developed a deeper understanding of what makes everyone unique.

### Harmony Week Activities Group C and D



## Harmony Week Activities Group E



## Harmony Week Activities Group A



## Harmony Week Activities Group B





## Harmony Week Activities Group F





# Kindergarten Group E

Teacher: Sr Saman Tahir

## Exploring the Animal Kingdom: A Journey of Discovery

This term, the children developed a keen interest in animals, sparked by their stories of visiting the Zoo and Farm with their families. Observing their curiosity, we embraced the opportunity to explore a farm animal theme, where the children engaged in a variety of sensory and hands-on activities. They explored a sensory tub filled with animals and enjoyed reading books about farm life. During group time, we did the rhyme "Old MacDonald Had a Farm" with stick puppets to make it more interactive. Each week, the children's learning continued to grow, both indoors and outdoors, with fun animal mask activity. They had the chance to select a mask, take turns standing in the middle of the circle, and act like the animal mask they were wearing. As part of our theme, we explored the science of melting when we froze tiny animals in ice for the children to discover. This activity sparked conversations about the melting process and gave the children a deeper connection to nature. Throughout these activities, we tied in the theme of *Al-Khaliq*, Allah as the Creator, reminding the children that all creatures and the world around us are part of His beautiful creation.






## Exploring Autumn: The Seasons of Change and the Miracle of Life

This term, the children enjoyed exploring the outdoors as they noticed the changing colours of the leaves. They had fun collecting the colourful leaves in baskets and then brought them inside to continue learning. We read a book about the autumn season, where the children discovered how the leaves change color, fall, and eventually regrow. To further engage in this learning, we had a hands-on activity where the children created their own trees using paint and pasted the collected leaves onto their artwork. They even used recycled bottles for painting, which helped them explore the beautiful autumn colours through creative expression. As we discussed the changing seasons, we connected this to a valuable lesson about how Allah gives life to what seems dead, just as the trees and leaves are revived each year. This connection reminded the children of how, on the Day of Judgment, we too will be brought back to life again.



## International Mother Language Day Activities Group E





## Developing Skills Through Play: Fine and Gross Motor Learning

This term, the children engaged in a variety of activities designed to strengthen their fine motor skills while having fun and learning. One of the highlights was the pom-pom sorting activity, where the children used tongs to transfer pom-poms into cups, helping them develop hand-eye coordination. We also introduced earbud painting, which is a creative way to support future writing skills. Other activities included cutting paper and magazines with scissors, using cutters, and molding playdough, all of which helped improve dexterity and control. The children also explored building and constructing with wooden blocks, which encouraged focus and attention to detail. For their gross motor skills, the outdoor obstacle course and climbing steps provided plenty of opportunities for physical development and active play. It's been a wonderful term of growth and learning!





## Exploring the World of Shapes: Hands-On Learning and Fun

The exploration of shapes this term was a wonderful journey of hands-on learning and creativity. The children were fully engaged as they interacted with activities that allowed them to discover shapes in different ways. From buildings with magnetic shapes to painting and drawing, each activity provided a unique opportunity for the children to deepen their understanding of shapes and their properties. The use of the light table to explore 3D effects was a particularly exciting way to introduce a new dimension to their learning. Outdoor play with shape blocks allowed the children to apply their knowledge in a practical and fun way, reinforcing the concept of shapes in the real world. Group time discussions and flashcards helped solidify their learning, fostering a sense of achievement as they recognized and identified shapes around them. Overall, it was a term full of exploration, creativity, and discovery, and the children made great progress in their understanding of shapes.



# Long Day Care (3+ years)

Room leader: Sr Iram Mehmood

## Children's Imagination and Creativity

Creative activities are important for children's overall development. They boost children's thinking, movement, feelings, and social skills while sparking their imagination. By mixing creativity into early education, we help children build a solid base for success later on, and it makes learning way more fun for them.

During Term 1, the yarn painting and art and craft activities provided a rich learning experience for the children. These activities allowed them to explore their creativity, engage their senses, and develop cognitively. By mixing colours, the children demonstrated curiosity and excitement in their experiments. Their eagerness to seek support from educators showed their problem-solving skills and effective communication.

The hands-on sensory activities also played a crucial role in enhancing fine motor development and hand-eye coordination. We encouraged the children to explain their artwork and the choices they made, promoting language skills and reflective thinking.

### PAINTING WITH YARN





## Clean Up Australia Day

We have invited children to take part in Clean Up Australia Day on February 28, 2025, at our Centre. This day supports efforts to take care of our environment by reducing waste.

Cleaning up together teaches the children about teamwork, responsibility, and caring for the environment. Simple tasks like sweeping, picking up leaves, and tidying the play area helped create a cleaner and pleasant environment for everyone. Through these simple but important activities, the children learn how to keep the environment clean and develop habits of responsibility and teamwork that will last a lifetime.



## Long Day Care (0-2 years)

Room leader: Sr Sidra Hassan


### "Exploring Nature: Fostering Curiosity and Learning Through Outdoor Play"

Term-1 has been filled with exciting opportunities for children to explore, discover, and grow. Through hands on experiences, they have deepened their curiosity about the natural world, developed essential social and motor skills, and engaged in meaningful collaborative play. We were engaged in an outdoor activity where children explored the effects of wind with the use of lightweight materials such as scarves and different types of feathers. Children observed how the wind carries and moves these objects, gained a deeper understanding of movement, air, and cause-and-effect relationships. This experience sparked their scientific curiosity and allowed them to engage in a joyful active play.



## Ramadan


As part of our Ramadan celebrations, we engaged the toddlers in thoughtful discussions about the significance of this special month for Muslims. We read the book “Celebrations Around the World,” which introduced the children to the crescent moon, inspiring them to explore this theme through painting. After the story, the children painted their own crescent moons, using brushes to carefully create the shape. Some opted for a more tactile approach, enjoying the experience of finger painting, while another toddler counted sequins as they decorated a lantern. In our lantern-making activity, each child had the opportunity to choose their favorite colors. Many toddlers expressed a desire to gift their creations to their moms, while others were eager to show them off to their dads.



## World Hijab Day

To commemorate World Hijab Day on February 1st, we introduced the children to the concept of hijab, discussing its significance for Muslim girls. Using dolls for role play, the children enthusiastically dressed them in various fabric pieces, which sparked meaningful discussions about choice, culture, respect, and modesty.

When a toddler tried wearing a hijab himself, another toddler responded by saying, “Boys wear topi,” leading to an engaging exchange of ideas. One toddler, in particular, showed a special interest in dressing her doll in a hijab and even tried wearing one herself. She proudly displayed her new hijab to her mother during pickup, highlighting the sense of belonging and pride this activity fostered.






World Hijab Day with LDC (0-2+years)

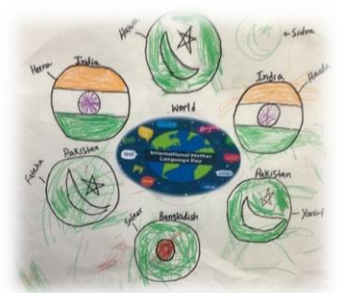


World Hijab Day with LDC 3+years



## International Mother Language Day (0-2+years)

Every year on **February 21**, the world celebrates **International Mother Language Day** to promote linguistic and cultural diversity. To mark the occasion, we engaged the children in a special group time activity. We read a story in different languages and discussed how to say "hello" in their home language. The children then greeted one another with "**Assalamu Alaikum**," recognizing its significance in Islam. We also set up a **cultural display table** featuring flags from the children's home countries, alongside written greetings in their respective mother languages. To further celebrate diversity, the children were invited to draw their country's flag on a large white paper, fostering pride in their heritage and a deeper appreciation for the rich tapestry of languages in our community.



## International Mother Language Day with LDC 3+years







## Recipes to do together with your children

Involving children in the kitchen is incredibly beneficial, offering a range of educational experiences in areas such as mathematics, science, and cultural awareness. It also helps develop essential life skills like following directions and solving problems. Additionally, cooking together encourages healthier eating choices, boosts self-esteem, and enhances family connections through shared cooking moments. By giving children age-appropriate responsibilities, they learn about accountability and become more independent, all while tapping into their creativity and enhancing their communication skills. This experience fosters an appreciation for diverse cultures and prepares them for adulthood by teaching essential cooking skills. Altogether, it's an enjoyable and fulfilling activity that enhances family relationships.

### **Cinnamon, pear and date porridge**

Serves: 4    Cooking time: 15 mins

#### **Ingredients**

- 1L low-fat milk
- 2 large pears, cored, un-peeled, diced
- 1½ cups rolled oats
- 1 tsp cinnamon and extra to serve
- ½ cup chopped pitted dates or prunes



#### **Method**

1. In a saucepan, combine the milk, oats, cinnamon, pears and dates and bring to the boil, stirring continuously.
2. Lower heat and allow to cook for 10 -15 minutes stirring occasionally.
3. Divide porridge into 4 bowls and sprinkle with cinnamon and or extra milk if desired.

### **Crispy Chickpea snack**

Serves: 6    Cooking time: 10 mins

#### **Ingredients**

- 400g can chickpeas, drained & rinsed
- 1 tsp Cajun seasoning
- Olive oil spray

#### **Method**

1. Place drained chickpeas onto paper towel and pat dry.
2. Spoon chickpeas onto a baking tray and toss in the oil.
3. Bake in a preheated oven at 220°C for 10 minutes. Remove from oven and sprinkle lightly with Cajun seasoning.




## Thank you to our Amazing Families!

Thank you, JazakAllah Khairan, to everyone who contributed reusable toys, books, and fertile eggs during Term 1! These valuable resources have created rich learning experiences and meaningful connections for our children.


Seeing families involved in their children's education has been wonderful. Your contributions show how much you value their learning journey and create opportunities that commercial teaching materials simply cannot provide.

If you haven't had a chance to participate yet, we'd love to welcome your input next term! Even simple items from home can become treasured learning tools in our Centre.

Thank you for helping make our Centre a vibrant place of discovery!



## Don't Miss Your Child's 3.5-Year Health Check!



Did you know that all Victorian children are eligible for a free developmental assessment at 3.5 years of age through your local Maternal and Child Health (MCH) service?

This important health check assesses your child's growth, development, health, wellbeing, and school readiness. The MCH nurse will evaluate your child's speech and language development, fine and gross motor skills, social skills, and emotional wellbeing.

The assessment helps identify any concerns that might benefit from early intervention before your child starts school. Early detection of developmental, behavioral, or health issues means your child can receive timely support when it matters most.

During the visit, you'll also have the opportunity to discuss any parenting questions or concerns you may have about your child's development.

To book this valuable free service, simply **Contact Melton Maternal and Child Health on (03) 9747 7287 or email: [babycentralbookings@melton.vic.gov.au](mailto:babycentralbookings@melton.vic.gov.au)**

We strongly encourage all families to take advantage of this important health check!





## Give your Pre-Loved Treasure a New Home!

Does your home have gently used toys gathering dust, books waiting for new readers, or kitchen pots that no longer fit your collection?

Our kindergarten is now accepting donations of toys, books, traditional items, costumes, and kitchen utensils in good condition as part of our recycling initiative! Your child's outgrown treasures could bring joy to our learning environment while teaching valuable lessons about sustainability. Simply chat with our friendly staff about dropping off your items at the center—your contributions help create rich learning experiences while giving pre-loved items a second life!

## Invitation to Explore Your Child's Portfolio



Dear Kindergarten Families,


We invite you to explore your child's portfolio at any time at the AIC ELC. These collections showcase your child's creativity, growth, and learning journey through artwork, photos, and documentation of their discoveries. When you engage with your child's portfolio, you strengthen the connection between home and school, boost their

confidence as they proudly share their accomplishments, and gain valuable insights into their developing interests and skills. Your involvement sends a powerful message that you value their learning experiences and creates meaningful opportunities for conversation about their day. We look forward to seeing you explore these treasured collections together!

Additionally, we welcome your suggestions and feedback as we strive to create the best possible learning environment for our children. Your insights are invaluable in helping us tailor our programs and activities to better meet each child's needs.

## We Value Your Feedback: Share Your Thoughts About Our ELC

We are committed to providing the best possible experience for our children and families. Your feedback plays a crucial role in helping us continually improve and enhance our operations to better meet the needs of our community.



We invite you to take a few moments to share your thoughts, suggestions, and experiences with us. Whether it's about our programs, facilities, communication, or any other aspect of our AIC ELC, your input is invaluable in shaping the future of our Centre.

Please click on the link below to access our feedback form. Your responses will be anonymous, and all feedback will be treated with the utmost confidentiality and respect.

<https://forms.gle/fZ7Yj2GC5Xz5M4b69>



20-40 Rees Road, Melton  
South, Vic-3338 PO Box 2337,  
Melton South, Vic 3338  
Web: <http://aliman.vic.edu.au>  
Tel: (03) 9743 1117